PGP-MONTHLY PERFORMANCE REPORT

MAR - 2020

Prepared For

Tippecanoe Valley School Corporation

Blaine Conley, Superintendent of Tippecanoe Valley School Corporation
Todd Glenn, Director of Maintenance of Tippecanoe Valley School Corporation

Prepared & Submitted by:

PowerGrid Partners

Global Green Energy Solutions

www.powergridpartners.com

Wind Speed	**6.0**	m/s
Availability	99.5	%
Production	14,4176	kWh

Date	Wind Speed [m/s]	Availability [%]	Production [kWh]	Comments
01-Mar	4.0	100.0	339.0	n/a
02-Mar	0.6	100.0	50.0	n/a
03-Mar	0.8	94.9	52.0	n/a
04-Mar	2.9	90.6	12.0	n/a
05-Mar	8.6	100.0	8,863.0	n/a
06-Mar	9.9	100.0	12,382.0	n/a
07-Mar	5.1	100.0	2,299.0	n/a
08-Mar	10.4	100.0	13,446.0	n/a
09-Mar	11.4	100.0	15,310.0	n/a
10-Mar	6.9	100.0	5,810.0	n/a
11-Mar	2.9	100.0	194.0	n/a
12-Mar	5.0	100.0	2,410.0	n/a
13-Mar	9.7	100.0	11,245.0	n/a
14-Mar	3.8	100.0	705.0	n/a
15-Mar	5.0	100.0	1,532.0	n/a
16-Mar	3.8	100.0	1,085.0	n/a
17-Mar	4.9	100.0	1,576.0	n/a
18-Mar	6.3	100.0	3,404.0	n/a
19-Mar	7.4	100.0	6,404.0	n/a
20-Mar	10.6	100.0	13,754.0	n/a
21-Mar	4.1	100.0	1,065.0	n/a
22-Mar	5.8	100.0	2,936.0	n/a
23-Mar	2.6	100.0	50.0	n/a
24-Mar	4.2	100.0	1,154.0	n/a
25-Mar	4.1	100.0	1,316.0	n/a
26-Mar	5.5	100.0	2,663.0	n/a
27-Mar	7.3	100.0	5,294.0	n/a
28-Mar	6.9	100.0	4,830.0	n/a
29-Mar	11.8	100.0	14,692.0	n/a
30-Mar	8.1	100.0	7,833.0	n/a
31-Mar	5.1	99.3	1,471.0	n/a

YoY: Year on Year

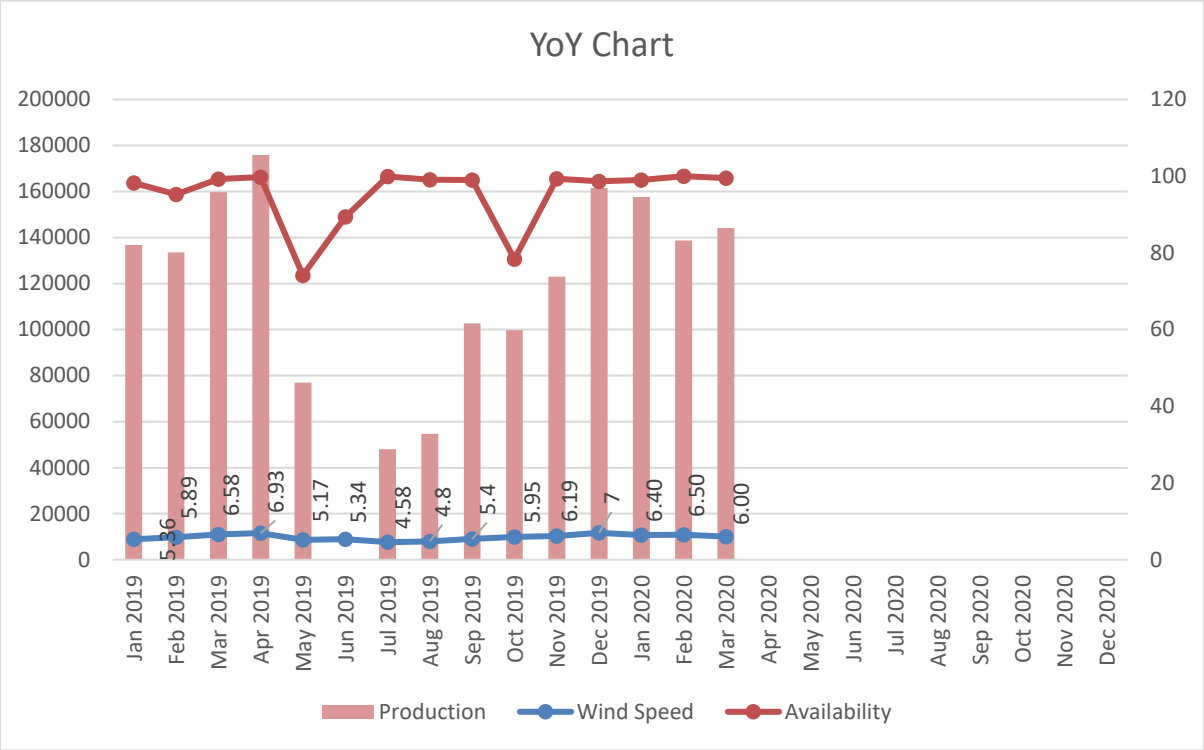

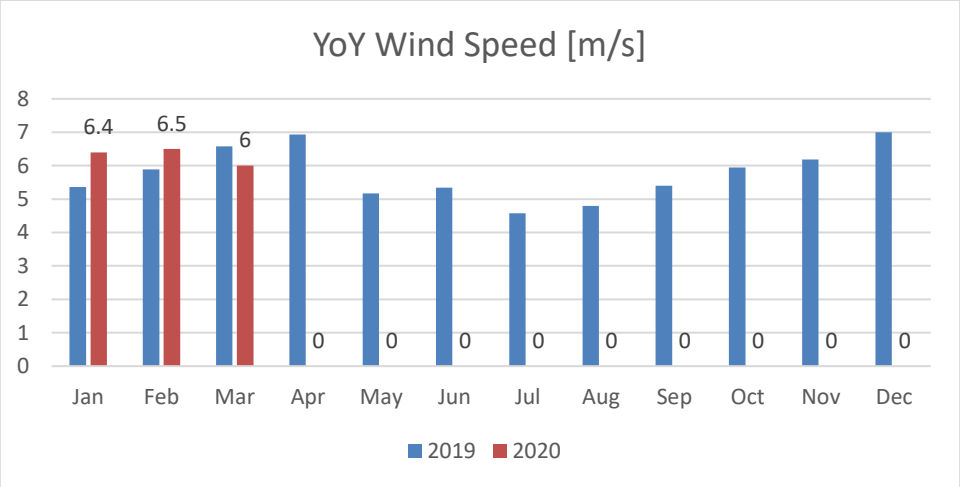

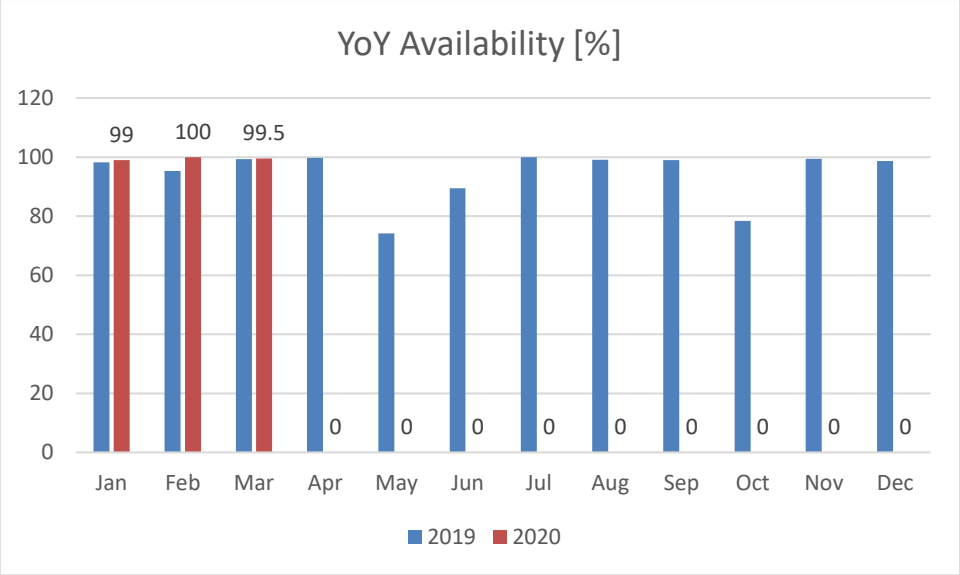

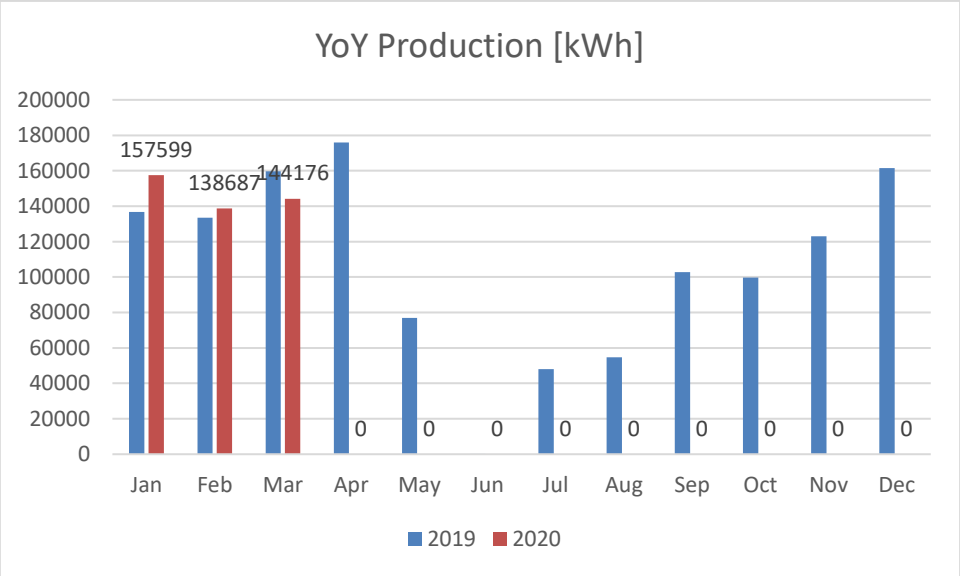

DOWNTIME EXPLANATION (For availability less than 75%)

NOTE:

For Queries, please email to
rkamble@powergridpartners.com
jfellhauer@powergridpartners.com